

Last revised: April 29th 2022

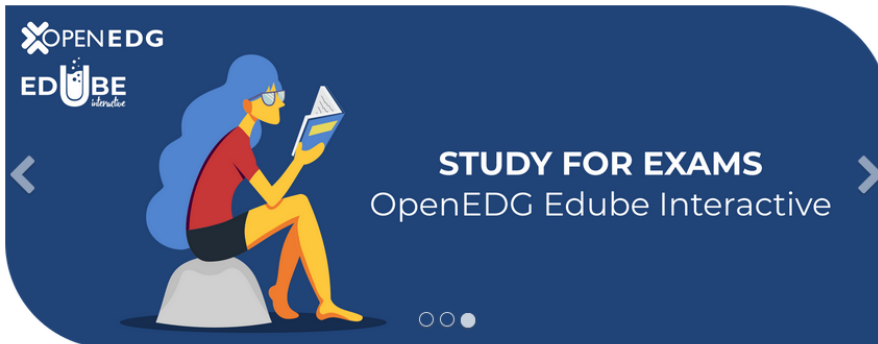
How to create the account at Pearson VUE:

Step 1: Please go to www.home.pearsonvue.com/python and click *Create account*


⚠ COVID-19 (Coronavirus) situation:

Testing candidates: Check our [COVID-19 Update Page](#) to review the health and safety measures in place for testing and find out about any country-specific testing policies.

Appointment availability is limited due to social distancing precautions and varies by location. Please note that our customer service wait-times are also longer than usual right now. For information on rescheduling, refunds, and more, please check out our [FAQs](#).

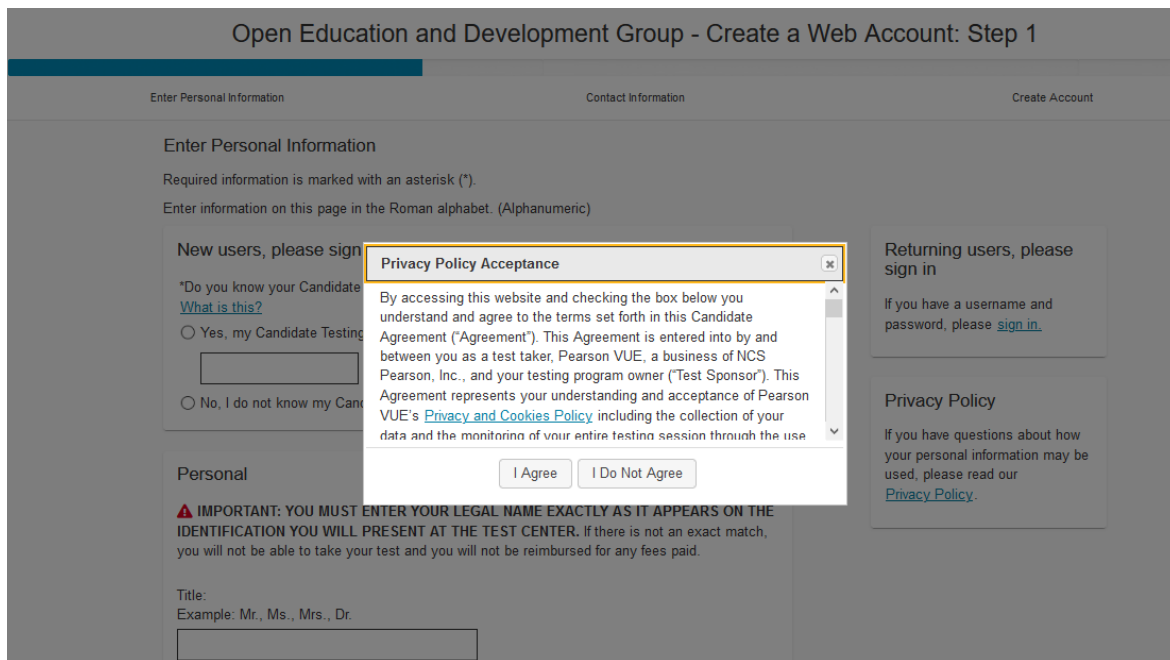


To schedule, reschedule or cancel an exam:



- [Forgot my username](#)
- [Forgot my password](#)

Step 2: Read the Privacy Policy.



Step 3: Confirm that you've read the Privacy Policy by checking the box and click *I Agree* if you accept the policies. If you do not agree to the Privacy Policy, you will not be able to continue.

Privacy Policy Acceptance

By checking the box below and clicking the I Agree button, you acknowledge that you understand and agree to the terms contained in this Agreement and expressly consent to the collection of my palm vein scan where applicable. If you do not agree to the policies and terms contained in this Agreement, you will not be able to continue through the registration and scheduling process.

I have read and agree to the above terms.

I Agree I Do Not Agree

Step 4: Enter your CPI ID in the first option. If you don't have a CPI ID yet, check *No, I do not know my Candidate Testing ID (CPI ID)*.

Open Education and Development Group - Create a Web Account: Step 1

Enter Personal Information Contact Information Create Account

Enter Personal Information

Required information is marked with an asterisk (*).
Enter information on this page in the Roman alphabet. (Alphanumeric)

New users, please sign up for a web account

*Do you know your Candidate Testing ID (CPI ID)?
[What is this?](#)

Yes, my Candidate Testing ID (CPI ID) is:

No, I do not know my Candidate Testing ID (CPI ID).

Returning users, please sign in

If you have a username and password, please [sign in](#).

[Privacy Policy](#)

Step 5: Enter your personal data.

Personal

⚠ IMPORTANT: YOU MUST ENTER YOUR LEGAL NAME EXACTLY AS IT APPEARS ON THE IDENTIFICATION YOU WILL PRESENT AT THE TEST CENTER. If there is not an exact match, you will not be able to take your test and you will not be reimbursed for any fees paid.

Title:
Example: Mr., Ms., Mrs., Dr.

*First Name / Given Name:
Enter as it appears on your government issued ID

Middle Names:

*Last Name / Surname / Family Name:
Enter as it appears on your government issued ID

Suffix:
Example: Jr., Sr., II, III, IV

Step 6: Enter your email address and click *Next*

Email

Most email correspondence is sent immediately, but some may take up to 24 hours. If you do not receive an email, please check your spam or bulk email folder. [We never sell email addresses.](#)

*Email:

*Confirm Email:

 I want to receive Pearson VUE marketing emails.

Next

Step 7: Enter your contact information and click *Next*.

← Open Education and Development Group - Create a Web Account: Step 2

Enter Personal Information Contact Information Create Account

Enter Contact Information

Required information is marked with an asterisk (*).
Enter information on this page in the Roman alphabet. (Alphanumeric)

Address and Telephone

Address Type:

*Country/Region of Residence:

Company:

*Address 1:

Address 2:

Address 3:

*City:

ZIP Code:

*Telephone:
+
[Country Codes](#)

Extension:

Mobile Telephone Number:
+
[Country Codes](#)

Step 8: Choose your username and click *Check Availability*. Next, create your password. You will be informed if your password is not strong enough.

← Open Education and Development Group - Create a Web Account: Step 3

Enter Personal Information Contact Information Create Account

Create Account

All fields are required.
Enter information on this page in the Roman alphabet. (Alphanumeric)

Username
Your username must contain 6 or more characters.

Username:

Password
Your password must contain:

- 8 or more characters
- a combination of uppercase and lowercase letters
- numbers (0-9) or symbols (#, \$, %, etc.)

Your password cannot include your username.

Password:

Password Strength:

Confirm Password:

Step 9: Choose your security questions and provide the answers, and click *Next*.

Security Questions

Your security answers cannot contain your username or password.

Question:

Select one...

Answer:

Question:

Select one...

Answer:

Question:

Select one...

Answer:

Previous Finish

Step 10: Congratulations, you've just successfully created your Pearson VUE account!

Dashboard

You have successfully created a web profile.

Open Education and Development Group Exams

Exam Catalog

[View Exams](#)

Do you have a private access code?
[What is this?](#)

I want to see exams for a different [testing program](#).

My Account

- > [My Profile](#)
- > [Account Sign In](#)
- > [Preferences](#)
- > [Exam History](#)
- > [View Score Reports](#)
- > [My Receipts](#)

Upcoming Appointments

You do not have any appointments scheduled.